

All Weather Outdoor Kiosk Stand NEMA4 High Brightness LCD

SP4600HD12
optional with PC/Antenna

Super High Brightness
2500nits



SuntronicLCD's All-Weather/outdoor Full Sun environment Sunlight Readable LCD monitors allow you to view the display under the full sunlight. These affordable solutions are ready to deploy to any indoor and outdoor digital signage application for retail stores, restaurants, gas stations and many more...

We produce the largest and brightest Sunlight Readable LCD Monitor in sizes from 32" to 65"

OVERVIEW

Suntronic's SL/SP product line, featuring innovative All-Weather Sunlight Readable LCD technology, provides the highest-quality Sunlight Readable image available in Out Door Environment. These Industrial grade Outdoor displays have the exemplary resolution and brightness you've come to expect from Suntronic. SL/SP technology delivers stunning images for use in applications such as: Digital Signage, Ski Resorts, Retail/ Restaurants, Golf Course, Gas Stations, Shopping Malls, Restaurants and

WHY SUNTRONIC'S SL/SP OUTDOOR LCD?

- ❖ All in one outdoor High Brightness All Weather outdoor LCD - Complete solution protect sunlight readable LCD in IP65/NEMA enclosures
- ❖ Outdoor use under direct Sunlight – Unique built in air conditioner design to keep unit working even in extreme conditions
- ❖ Touchscreen and Computer: Optional integration of Touch screen and PC capability
- ❖ Warranty: Backed by our WARRANTY and excellent customer service.

FEATURES AND BENEFITS

High Brightness & High Contrast LCD: Offers superior readability under sunlight. High Brightness and contrast ratio assure excellent visibility even in bright outdoor environments.

Auto Power on and Video signal on/off: The LCD is always on whenever there is a power, this functionality eliminates the need to manual turn on the LCD. Also, you can control the LCD backlight on/off by video signal. LCD backlight will shut down when no video signal, but LCD backlight will wake up when the video signal is back on.

Air conditioning & Heater – For use in extreme temperatures, SL/SP built in air conditioning inside the completely sealed NEMA4/IP65 Enclosures providing a perfectly sealed environment that is the optimum condition for the Operating Temp. -40F to 122F, it's designed to withstand rain, snow, dust, heat and other harsh environments.

IP65/NEMA4X Vandal Resistant Enclosures: will stand up to harsh, wet and dirty environments, Falling dirt, rain, sleet, snow, windblown dust, external ice formation, splashing water, hose-directed water

Flexible Mounting Options – Provide mounting M12 holes at the top, bottom and sides for different mounting application either wall mount, pole mount, ceiling mount where you will find SL/SP will be user friendly to work with for cost saving on installation.

Powder Coated Finish – Epoxy polyester paint is electrostatically applied across the entire unit then oven baked to provide a smooth textured finish that is ideal for wet and corrosive environments – adheres to IP65 & NEMA 4

Safety AR/ Solar Blocking Glass: Vandal Resistant AR Glass decreased reflection makes image crystal clear, and they produce less glare. Also Block direct solar heat provide protection from UV rays.

Front Removable Glass: Makes easier to remove and replace glass when it is damaged or scratched.

Slick & Slim Bezel: Ultra-thin bezel LCD Media Video wall system that delivers outstanding visual performance for Video Wall Tiling.

Air Curtain – a flow of air is constantly carried across the front between the glass and LCD. An air curtain prevents any damage to the screen caused by heat buildup in high temperatures or by continual direct sunlight. In colder conditions an air curtain preventing the screen from misting up and preventing it from freezing.

High Quality Parts

Our company uses only the best, using only High Quality parts along with components in USA or imported from Korea, Taiwan and Germany, for quality that you can trust!

Customer Service

Our customer service reps are here to help you with your LCD sign. From general questions to technical support, we leave you feeling completely satisfied.

US Manufactured

Our LCD Signs are assembled, tested and shipped from our very own factory, giving us the ability to customize signs to your needs.



FEATURES AND BENIFITS

Extra Interior Space– To provide easier access and spacious for integrating single board PCs, digital media players, Cellular modem, CAT extender, Fiber optical extender.

Modular Design – Easy to remove and replace on major Modular Design electronic component and Air conditioner for saving time on troubling shooting and lower cost for field Service.

KeyLock: Ensure the security of the enclosures for unwanted access

Built-in Waterproof Speakers –2 set of 5 Watts waterproof speakers enable sound to be integrated into the SL/SP give you further levels of customer interactivity.

Automatic Thermostatic Cut Off – Automatic thermostat cut-off that will turn off the screen in excessively high temperatures to prevent screen damage - Ideal for areas where such extreme temperatures

Closed Cell gasket –Creates a waterproof and dustproof seal when the enclosure is closed preventing any ingress of water or moisture, as well as pass a hose-down test. – adheres to IP65 and

25 mm insulation – a 25 mm layer of closed-cell foam that contains a low-conductivity gas which is added to Suntronic enclosures that are bound for colder conditions. This reduces heat-loss and prevents ice crystals from forming inside the enclosure allowing the screen to be used in temperatures as low as -40F

SPECIFICATION

Sizes	46"
Active area size (WxH)	46" (1018.353 x 572.544 mm)
Panel resolution (pixels)	1920 x 1080
Luminance of white (Brightness)	2500 nits (Typ)
Contrast ratio	3000:1
Response time (gtg)	6.5 ms (Typ)
Viewing angle	89/89/89/89
Video inputs	VGA; HDMI; S-Video
Auto Brightness Control	Yes (Optional)
Front glass type	Strengthen 6mm AR glass
IP Class	IP65
Operating temperature range	-40 to + 95F (Direct Sunlight) /122F (Under Shaded Area)
Storage Temperature	0 to 50C
Input voltage	110V
Weight	70kg/195lbs
External dimensions (W x H x D)	1056 x 610 x 249 mm
Available Accessories	Integrated PC, Touchscreen, Integrated CAT5/Fiber Optics VGA/DVI Extenders, Custom Embedded PCs and Wireless, Serial RS232 Input, Screen Sensor/Environmental Sensors, Auto Brightness Control Sensor, IR Remote Control and VGA cable (included)and Ethernet Cable (not included)

***Do not face East or West if Max Ambient temperature might exceed 100°F*

***Remarks: L for Landscape and P for portrait*



High Quality Parts

Our company uses only the best, using only High Quality parts along with components in USA or imported from Korea, Taiwan and Germany , for quality that you can trust!



Customer Service

Our customer service reps are here to help you with your LCD sign. From general questions to technical support, we leave you feeling completely satisfied.



US Manufactured

Our LCD Signs are assembled, tested and shipped from our very own factory, giving us the ability to customize signs to your needs.

LPC7050WT (Optional)



Cable-free interior

The interior of this product contains no wires, making this industrial product as rugged as possible.

Multiple display ports

This platform comes with multiple video-out ports to allow easy integration with any signage setup.

Integrated SIM card reader

Integrated in a mini-PCIe slot, the SIM card readers allow for users to enable 3G use for their IPC.

Intel® Atom™ N2800

Dual core Cedar Trail Intel Atom CPUs feature the 1.8 GHz N2800 which uses 6.5 Watts.

Fanless

This IPCs lifespan has been extended by removing the most easily damaged component, the fan.

Extreme operating temperature

This product is ruggedized to support a wider than usual range of temperatures. Outfitted with industrial components (HDD/SSD, CF, Memory) this appliance can thrive in harsh conditions.

Dust proof design

Solid chassis design with a fanless interior allows for this product to be completely dustproof when installed correctly, insuring longevity of the product.

Screw-locked power plug

This power plug is made to screw directly into the appliance chassis, allowing secure power connection in even the harshest of settings.

LED indicators

LED indicators makes it easy to check working status.

LPC7050WT SPECS:

Dimensions (WxHxD)		198x42x145mm (7.80" x1.65" x5.71")
Processor		Intel Atom N2800
Chipset		Intel NM10
System Memory	Technology	DDR3 SODIMM x1
	Max. Capacity	Up to 4GB
Storage	IDE	CF socket Type I/II x1
	SATA	2.5" SSD/HDD drive bay x1
Ethernet Controller		Intel 82574 x1: Intel 82583V x1
Graphic Controller		Intel Integrated Graphics Media Accelerator 3650
Audio Controller		RTL ALC886 x1
I/O	LAN	GbE RJ45 x2
	Display	DB15 x1 for VGA (1920x1200) DVI-D x1 (1920x1200)
	Video Grabber	N/A
	Audio	Phone Jack x2 for Mic-in and Line-Out
	Serial I/O	DB9 x2 supports RS232/422/485
	GPS	N/A
	USB 2.0	Type A x4
	Power Input	2-pin terminal block
	Expansion	Mini-PCIe x2 (one with SIM card reader)
	Others	External: Power-On Button, SMA Antenna Hole Internal: Reset
Power Input		+24Vdc +/-5% ATX Mode
AC Adapter		60W +24V @ 2.5A
Hardware Monitor		Fintek F81865F Integrated Watchdog Timer 1~255 level
OS Support		Linux XPE XP Pro FES WS7E WS7P Win 7 Pro FES
Certifications		CE, FCC Class A
Compliance		N/A
Operating Temp. Range	w/ Industrial Components	-20~55°C / -4~131°F
	w/ Commercial Components	-5~45°C / 23~113°F



High Quality Parts

Our company uses only the best, using only High Quality parts along with components in USA or imported from Korea, Taiwan and Germany, for quality that you can trust!



Customer Service

Our customer service reps are here to help you with your LCD sign. From general questions to technical support, we leave you feeling completely satisfied.



US Manufactured

Our LCD Signs are assembled, tested and shipped from our very own factory, giving us the ability to customize signs to your needs.

OUTDOOR ANTENNA (TRAB24003P) - (Optional)

WHITE OR BLACK: Our UHF and 800/900 MHz Phantoms are now available in either white or black ABS plastic. ABS plastic is highly shock resistant. Both can be painted to the color of your application by using a nonmetallic paint.

WHIPLESS DESIGN: The revolutionary patent pending whipless design of our Phantom™ antenna allows car washes without removing the antenna. Whipless means they don't look like antennas, attract less attention, less vandalism, and have lower wind resistance. Phantom. s™ are also less susceptible to be broken by trees and garages.

FIELD DIVERSITY: Field diversity means that the antenna is simultaneously sensitive to both the electric and magnetic fields of the signal, like having two antennas. Field diversity makes the antenna resistant to the picket-fence fading that is always found in urban operation.

MEAN-EFFECTIVE-GAIN: The radiation pattern of our Phantom™ antennas are specially tailored to aim the signals in the right direction for mobile operation by utilizing a low radiation angle and a broad beamwidth. When used in mobile operation, in urban or suburban areas, our phantom antennas have been proven to outperform any gain antenna.

PERMANENT MOUNTING: Permanent mount versions of the UHF and higher frequency models are available for those high risk applications such as metering where antennas must resist vandalism and achieve economical mounting.

TRAB24003P

800/900 MHz 3 dB-MEG BLACK MODELS

Frequency Range = 2400-2500 MHz

Radome height = 2.30"

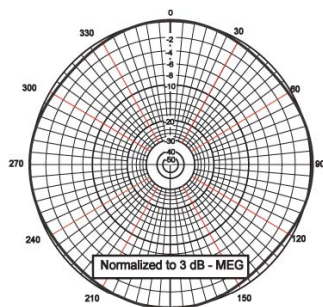
Gain = 3 dB-MEG*



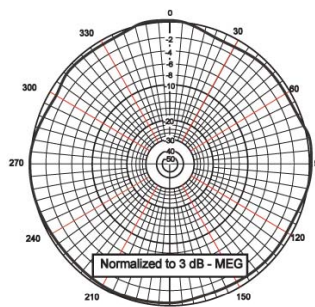
Technical Data - Product Features & Information

	VHF	220 MHz
Gain:	Unity	Unity
Frequency Range:	144-150 MHz 150-156 MHz 156-162 MHz	220-230 MHz
VSWR:	<1.5:1 850 kHz <2.0:1 1.5 MHz	<1.5:1 2.2 MHz <2.0:1 4.0 MHz
Maximum Power:	100 watts	100 watts
Bandwidth:	1.5 MHz	4 MHz
Impedance:	50 ohms	50 ohms
Height:	3½"	2½"

Horizontal Field Patterns

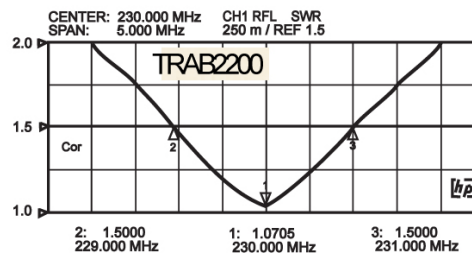
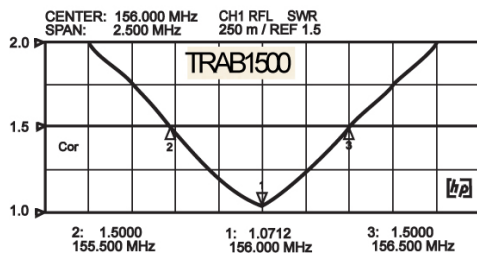


TRAB1500



TRAB2200

VSWR



High Quality Parts

Our company uses only the best, using only High Quality parts along with components in USA or imported from Korea, Taiwan and Germany, for quality that you can trust!



Customer Service

Our customer service reps are here to help you with your LCD sign. From general questions to technical support, we leave you feeling completely satisfied.



US Manufactured

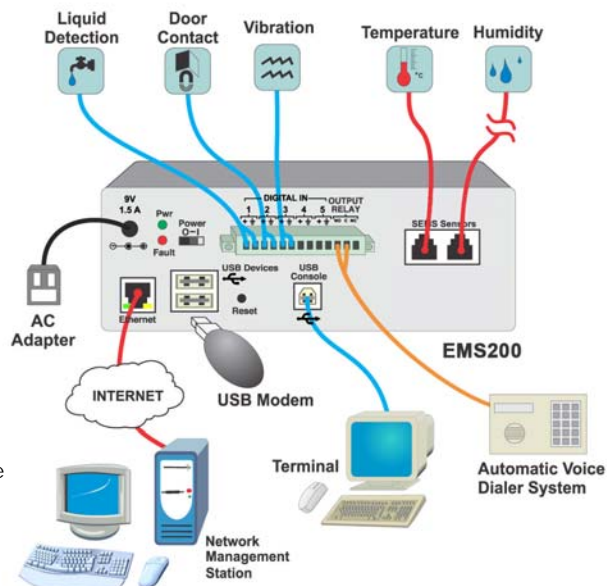
Our LCD Signs are assembled, tested and shipped from our very own factory, giving us the ability to customize signs to your needs.

EMS200 (Optional)



Mini Server Environment Monitoring System monitors critical environmental conditions (such as temperature, humidity, and water leakage) that could destroy network components in your server room. When a sensor goes out of range of a configurable threshold, the system will notify you via email, SNMP traps, web-page alerts, a visual indicator (red LED), voice phone calls (via Automatic Voice Dialer System), and SMS messages (via USB 3G modem). The system supports two temperature/humidity sensors, five digital input sensors, and one output relay.

Configuration and Cable Illustration



SPECIFICATIONS:

Sensor Ports	2 RJ45 jacks
Digital Inputs	5 screw terminal pairs
Output Relay	1 screw terminal pair; normally open / normally closed connection points
USB Console Port	One female USB Type B connector for terminal access
Ethernet Port	One 10/100 Base-T Ethernet port with RJ45 jack
USB Ports	2 female USB Type A connectors for connecting USB modem or for downloading log data to USB flash drive
Alerts	6 methods
Email	Authenticates
Web Page	Y
SNMP network management	Y
Front Panel LEDs	LEDs for sensors and power
Voice Phone Calls	Via Automatic Voice Dialer System (not included)
SMS Messages	Via external USB 3G modem (not included)
Smart Alerts	<ul style="list-style-type: none"> Up to 50 sensor conditions (events) can be configured to trigger alerts by themselves Up to 20 Smart Alerts can be configured to use different event combinations to send alert messages
Control Methods	4 methods
Web Interface	HTTP/HTTPS Supports up to 16 user accounts
Telnet	Y Two user levels: user and administrator
Network Operation (SNMP)	V1/V2c/V3
USB Serial Interface	Y Two user levels: user and administrator
Monitor (Ping) IP Devices	Up to 16 devices
Protocols	HTTP/HTTPS, SNMP V1/V2c/V3, SMTP, TCP/IP, Syslog, SNTP, DHCP, SSHv2, SSLv3, LDAPv3, AES 256-bit, 3DES, Blowfish, RSA, EDH-RSA, Arcfour, IPV6, WAP 2.0
Flash Upgradeable	Y
Operating Temperature	<ul style="list-style-type: none"> EMS200: 32°F to 104°F (0°C to 40°C). EMS200-IND: 32°F to 167°F (0°C to 75°C).
Storage Temperature	-20°F to 176°F (-20°C to 80°C).
Operating & Storage Relative Humidity	17 to 90% non-condensing RH
Power	<ul style="list-style-type: none"> 110 or 220 VAC at 50 or 60 Hz via AC adapter Optional backup battery - provides backup power for two hours
Dimensions WxDxH (in)	5.67x2.10x2.10
Mounting	Zero-RU Optional DIN rail mounting
Regulatory Approvals	CE, RoHS
Warranty	2 years



High Quality Parts

Our company uses only the best, using only High Quality parts along with components in USA or imported from Korea, Taiwan and Germany, for quality that you can trust!



Customer Service

Our customer service reps are here to help you with your LCD sign. From general questions to technical support, we leave you feeling completely satisfied.



US Manufactured

Our LCD Signs are assembled, tested and shipped from our very own factory, giving us the ability to customize signs to your needs.

MECHANICAL DRAWINGS

